


SRP-6MB

| SERIES | 6 INCH 60 CELLS



265-290_w



AMERICAN RECOVERY AND REINVESTMENT ACT

Modules manufactured at our Jackson, MS facility qualify for projects that are required to meet the “Buy American” clause of the American Recovery and Reinvestment Act (ARRA)




MANAGEMENT SYSTEM

ISO 9001: Quality management system

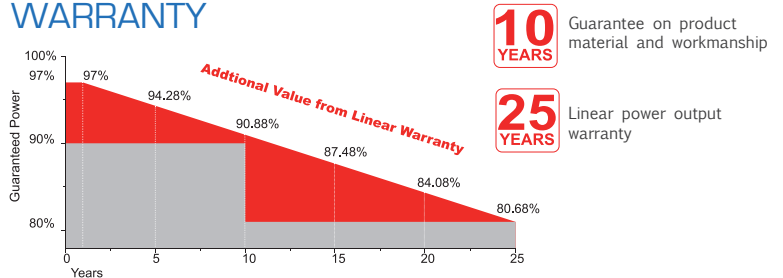
ISO 14001: Standard for environmental management system

OHSAS 18001: International standard for occupational health and safety assessment system

PRODUCT CERTIFICATES



WARRANTY



Safety



Safety for salt mist corrosion (IEC61701, tested in TÜV SÜD)



Safety for ammonia corrosion (IEC62716, tested in TÜV SÜD)



Fire Rating: Class C
Module Fire Performance: Type 1

Reliability



PID free products, passing TÜV SÜD system voltage durability test



World 1st company to pass “Thresher Test” and “On-site Power Measurement Validation” certificate



Bankable products

Performance



Outstanding power output capability at low irradiance



100% In-line Electroluminescence (EL) tests minimize breakage rate



Top rank in Photon yield measurement



*BLACK FRAME / BLACK BACK-SHEET PRODUCTS ARE AVAILABLE UPON REQUEST.

265-290_W

Electrical Characteristics (STC)

Module Type	SRP-265-6MB	SRP-270-6MB	SRP-275-6MB	SRP-280-6MB	SRP-285-6MB	SRP-290-6MB
Maximum Power STC - P _{mp} (W)	265	270	275	280	285	290
Open Circuit Voltage - Voc (V)	38.30	38.50	38.70	38.90	39.10	39.30
Short Circuit Current - I _{sc} (A)	8.96	9.04	9.12	9.22	9.33	9.44
Maximum Power Voltage - V _{mp} (V)	30.50	30.80	31.10	31.30	31.50	31.70
Maximum Power Current - I _{mp} (A)	8.69	8.77	8.85	8.95	9.05	9.15
Module Efficiency STC - η _m (%)	16.29	16.60	16.90	17.21	17.52	17.83

STC: Irradiance 1000 W/m² module temperature 25°C AM=1.5;
Power measurement tolerance: +/-3%

Electrical Characteristics (NOCT)

Module Type	SRP-265-6MB	SRP-270-6MB	SRP-275-6MB	SRP-280-6MB	SRP-285-6MB	SRP-290-6MB
Maximum Power NOCT - P _{mp} (W)	197	201	204	208	212	215
Open Circuit Voltage - Voc (V)	35.40	35.60	35.80	36.00	36.20	36.30
Short Circuit Current - I _{sc} (A)	7.24	7.30	7.37	7.45	7.54	7.63
Maximum Power Voltage - V _{mp} (V)	29.10	29.30	29.50	29.70	29.90	30.00
Maximum Power Current - I _{mp} (A)	6.77	6.86	6.91	7.01	7.09	7.17

NOCT: Irradiance 800 W/m² ambient temperature 20°C wind speed: 1m/s;
Power measurement tolerance: +/-3%

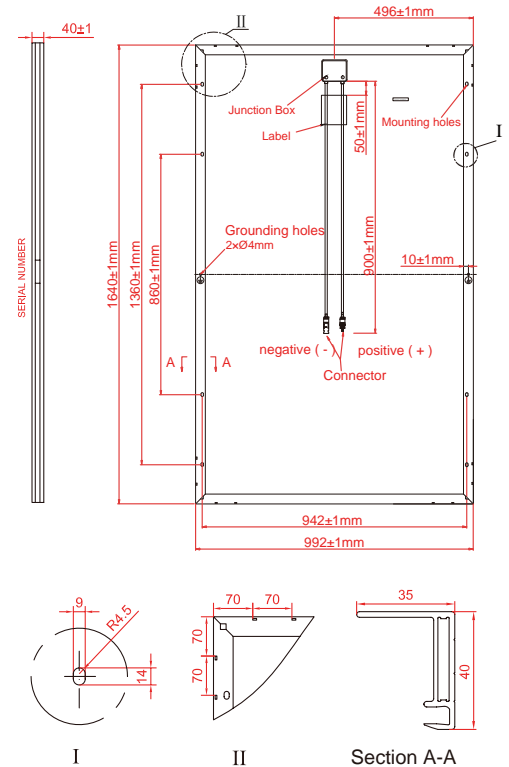
Power Tolerance (W)	(0,+4.99)
Maximum System Voltage (V)	1000 (TÜV), 1000 (UL)
Maximum Series Fuse Rating (A)	20

Temperature Characteristics

P _{max} Temperature Coefficient	-0.40 %/°C
Voc Temperature Coefficient	-0.32 %/°C
Isc Temperature Coefficient	+0.05 %/°C
Operating Temperature	-40~+85°C
Nominal Operating Cell Temperature (NOCT)	45±2 °C

Mechanical Specifications

External Dimensions	1640 x 992 x 40 mm
Weight	19.0 kg
Solar Cells	Monocrystalline 156 x 156 mm (60pcs)
Front Glass	3.2 mm tempered glass, low iron
Frame	Anodized aluminum alloy
Junction Box	IP67
Output Cables	4.0 mm ² , cable length: 900 mm
Connector	MC4 Compatible
Mechanical Load	5400 Pa



* All Dimensions in mm

* The above drawing is a graphical representation of the product.
For engineering quality drawings please contact SERAPHIM.

I-V & P-V Curve (SRP-6MB-270)

